



## MAIN TECHNICAL FEATURES

Narrow slots  
4/6/4



Perforated bottom  
according to the  
Standard DIN  
43659 for a quick  
fixing by rivets

Product complying  
with the Reference  
Standard  
EN 50085-2-3

Cable retaining  
profile for the 80  
and 100 mm  
high trunkings.

Wide slots  
8/12/8



Available also in  
the halogen free  
version with a low  
emission of  
smokes

The range of slotted trunkings is manufactured with two different raw materials: the standard product is made up of self-extinguishing and UV-resistant technopolymer on rigid PVC base; the halogen free product is made up of special halogen free raw material according to the Standards EN 50267-2-1, EN 50267-2-2, IEC 60754-1, IEC 60754-2.

The standard version can be supplied in colour grey RAL 7030 and, on request, in white RAL 9001, while the halogen free version is available only in RAL 7035 for an easy and quick

product identification.

The slotted trunkings are mainly used to assemble automation and control electrical cabinets, boards for telecommunication and control electrical panels aboard a machine. In all these applications the following products can be used: flexible slotted trunkings series 234 with screw or adhesive fixing, our rails DIN EN50022 in two different heights 7,5mm and 15mm, as well as the spiral wraps.

The slotted trunkings are available in six widths, 25, 40, 60, 80, 100 and 120mm, and in 5 heights, 25, 40, 60, 80 and

100mm, for totally 24 sizes, available in two different types, with narrow slots and with wide slots.

From the dimension 80x40 the inner space can be divided in some compartments by the proper sectionable separator, which is fixed to the bottom without any screws.

The fully rounded slot profile assures the total safety both for the operator and for the installed cables.


The cover perfectly snaps to the bottom so that it doesn't fall of, although the trunking is installed vertically or turned upside down.




## MAIN TECHNICAL FEATURES




Total safety both for the operator and the cables thanks to the fully rounded slot profile




Cable retaining profile for the 80 and 100mm high trunkings



First break line at the base of the slots allows to remove them very easily; the impact strength of the slots avoids them breaking off unintentionally



Second break line at the base of the slots permits to remove the whole trunking wall (with tool)




The product is really easy to install also thanks to the cover that doesn't fall off although the trunking is put vertically or turned upside down



The sectionable separator permits to divide the inner space in some compartments in order to keep the different circuits separated



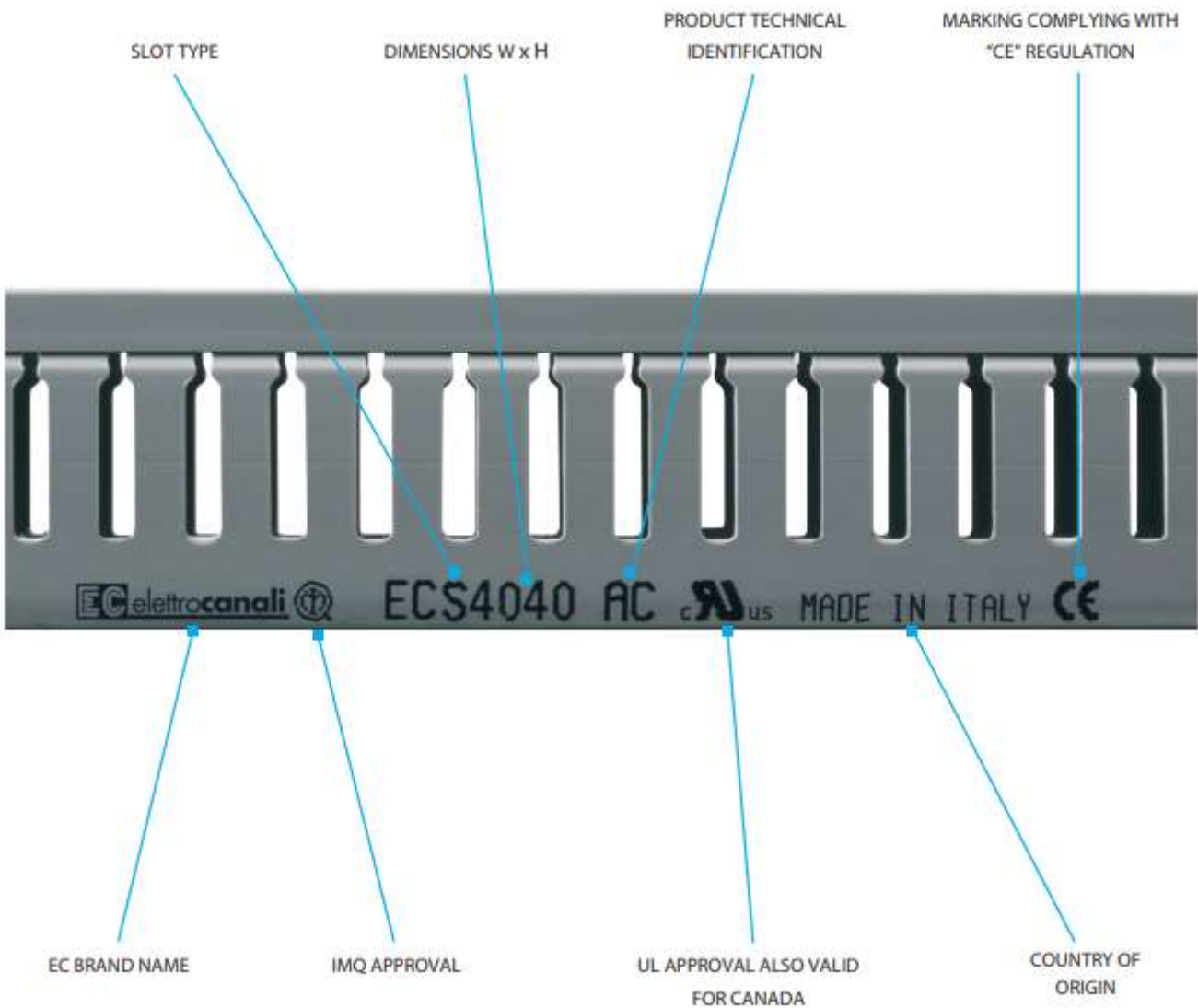
The cable retainers, which can be used with or without the separator, prevent the cable from falling out of the trunkings



The cable retainers permit to annul the pressure of the cables on the cover during the transport of the cabled electrical cabinets



## MARKING OF THE SLOTTED TRUNKINGS









## SLOTTED TRUNKINGS 8/12/8 WITH COVER SERIES A

**MAIN TECHNICAL FEATURES:**

- Made of: technopolymer on rigid PVC base, self-extinguishing V0 (UL94).
- **Wide slots 8/12/8.**
- Perforated bottom according to the Standard DIN 43659.
- Standard bar length: 2m.
- Product compliant with the standards EN 50085-1:2005 + A1:2013, EN 50085-2-3:2010, UL 1565 ED.4.
- Packed in strong cardboard boxes suitable for transport and storage.
- Available in white RAL 9001 on request – letter "B" to be added to the item.



ITEM	EXTERNAL DIMENSIONS W x H mm	READY FOR SEPARATOR	PACKAGING m
ECA2525	25x25	NO	100
ECA2540	25x40	NO	100
ECA2560	25x60	NO	70
ECA2580	25x80	NO	56
ECA4025	40x25	NO	80
ECA4040	40x40	NO	70
ECA4060	40x60	NO	56
ECA4080	40x80	NO	40
ECA40100	40x100	NO	32
ECA6040	60x40	NO	50
ECA6060	60x60	NO	32
ECA6080	60x80	NO	36
ECA60100	60x100	NO	24
ECA8040	80x40	SI (2)	40
ECA8060	80x60	SI (2)	28
ECA8080	80x80	SI (2)	30
ECA80100	80x100	SI (2)	24
ECA10040	100x40	SI (2)	28
ECA10060	100x60	SI (2)	20
ECA10080	100x80	SI (2)	24
ECA100100	100x100	SI (2)	16
ECA12040	120x40	SI (2)	24
ECA12060	120x60	SI (2)	20
ECA12080	120x80	SI (2)	16





## SLOTTED TRUNKINGS 8/12/8 WITH COVER SERIES A

### MAIN TECHNICAL FEATURES:

- Made of: technopolymer on rigid PVC base, self-extinguishing V0 (UL94).
- Standard bar length: 2m.
- Product compliant with the standards EN 50085-1:2005 + A1:2013, EN 50085-2-3:2010, UL 1565 ED.4.
- Packed in strong cardboard boxes suitable for transport and storage.
- Available in white RAL 9001 on request – letter "B" to be added to the item.



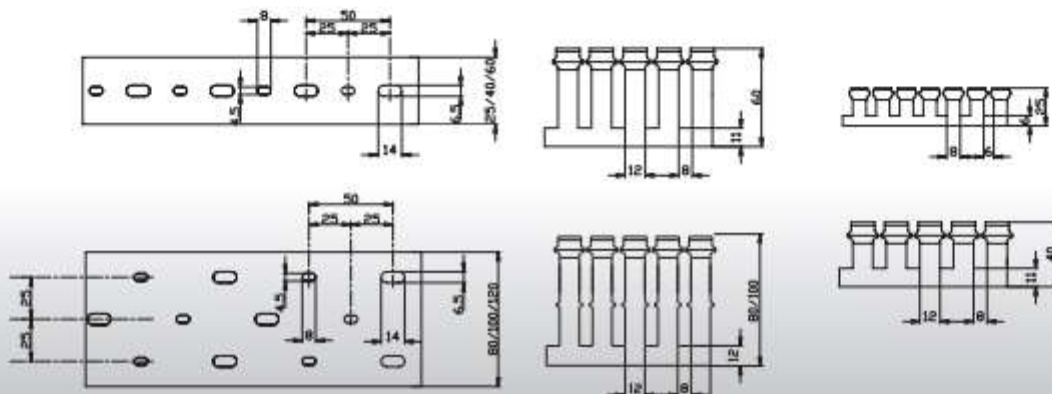
## Sectionable separator

ITEM	EXTERNAL DIMENSIONS H mm	PACKAGING m
ECSESG	40/60/80	50

## Spare cover for slotted trunkings

ITEM	EXTERNAL DIMENSIONS W mm	PACKAGING m
ECCR25G	25	100
ECCR40G	40	100
ECCR60G	60	100
ECCR80G	80	100
ECCR100G	100	60
ECCR120G	120	80

The 40 mm- wide can serve as insulating cover for the fixing screw if installed in the proper guides on the bottom of the trunkings in the widths 80/100/120mm.





## ■ SLOTTED TRUNKINGS 4/6/4 WITH COVER **SERIE S**

### MAIN TECHNICAL FEATURES:

- Made of: technopolymer on rigid PVC base, self-extinguishing V0 (UL94).
- **Narrow slots 4/6/4.**
- Perforated bottom according to the Standard DIN 43659.
- Standard bar length: 2m.
- Product compliant with the standards EN 50085-1:2005 + A1:2013, EN 50085-2-3:2010, UL 1565 ED.4.
- Packed in strong cardboard boxes suitable for transport and storage.
- Available in white RAL 9001 on request – letter "B" to be added to the item.



GREY RAL 7030

ITEM	EXTERNAL DIMENSIONS W x H mm	READY FOR SEPARATOR	PACKAGING m
ECS2525	25x25	NO	100
ECS2540	25x40	NO	100
ECS2560	25x60	NO	70
ECS2580	25x80	NO	56
ECS4025	40x25	NO	80
ECS4040	40x40	NO	70
ECS4060	40x60	NO	56
ECS4080	40x80	NO	40
ECS40100	40x100	NO	32
ECS6040	60x40	NO	50
ECS6060	60x60	NO	32
ECS6080	60x80	NO	36
ECS60100	60x100	NO	24
ECS8040	80x40	YES (2)	40
ECS8060	80x60	YES (2)	28
ECS8080	80x80	YES (2)	30
ECS80100	80x100	YES (2)	24
ECS10040	100x40	YES (2)	28
ECS10060	100x60	YES (2)	20
ECS10080	100x80	YES (2)	24
ECS100100	100x100	YES (2)	16
ECS12040	120x40	YES (2)	24
ECS12060	120x60	YES (2)	20
ECS12080	120x80	YES (2)	16





## SLOTTED TRUNKINGS 4/6/4 WITH COVER **SERIE S**

### MAIN TECHNICAL FEATURES:

- Made of: technopolymer on rigid PVC base, self-extinguishing V0 (UL94).
- Standard bar length: 2m.
- Product compliant with the standards EN 50085-1:2005 + A1:2013, EN 50085-2-3:2010, UL 1565 ED.4.
- Packed in strong cardboard boxes suitable for transport and storage.
- Available in white RAL 9001 on request – letter "B" to be added to the item.



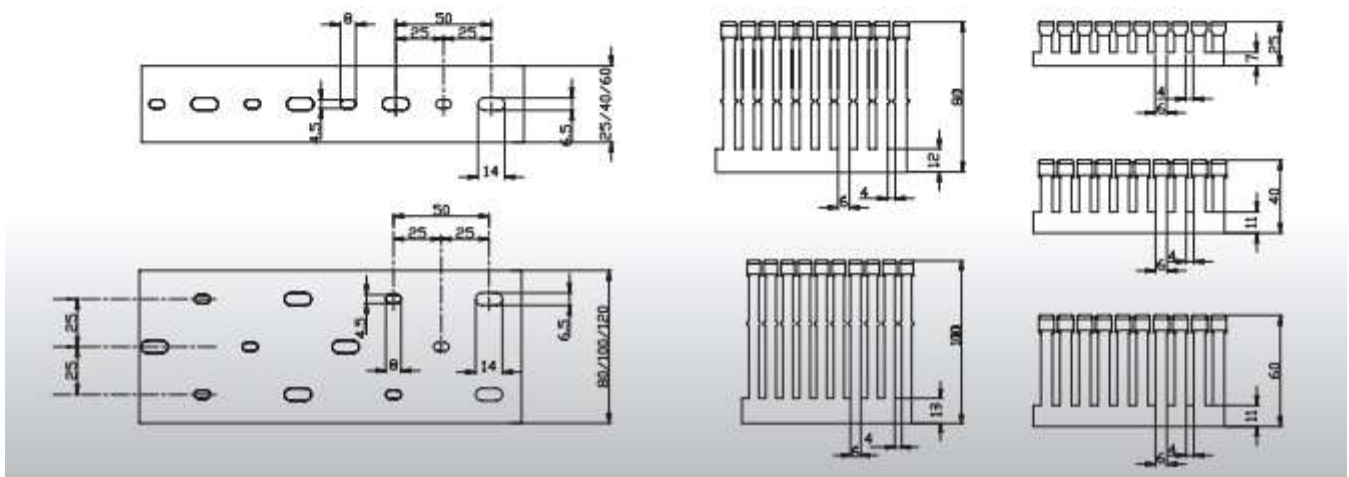
## Sectionable separator

ITEM	EXTERNAL DIMENSIONS H mm	PACKAGING m
<b>ECSESG</b>	40/60/80	50

## Spare cover for slotted trunkings

ITEM	EXTERNAL DIMENSIONS W mm	PACKAGING m
<b>ECCR25G</b>	25	100
<b>ECCR40G</b>	40	100
<b>ECCR60G</b>	60	100
<b>ECCR80G</b>	80	100
<b>ECCR100G</b>	100	60
<b>ECCR120G</b>	120	80

The 40 mm- wide can serve as insulating cover for the fixing screw if installed in the proper guides on the bottom of the trunkings in the widths 80/100/120mm.







## CABLE RETAINERS / RAILS DIN EN 50022 / CUTTING MACHINE

### MAIN TECHNICAL FEATURES CABLE RETAINERS:

- Made of: rigid nylon.
- Prevent cables from falling off during the installation
- Retainers can be fixed to the trunkings by screws.
- Can be used both in the cable trunkings and the slotted trunkings.
- Packed in strong cardboard boxes suitable for transport and storage.

CE

GREY RAL 7035

### Cable retainers

ITEM	TRUNKING DIMENSIONS mm	DESCRIPTION	PACKAGING PIECES
ECCO4040	40x40	CABLE RETAINERS	5/25
ECCO4060	40x60	CABLE RETAINERS	5/25
ECCO4080	40x80	CABLE RETAINERS	5/25
ECCO40100	40x100	CABLE RETAINERS	5/25
ECCO6040	60x40	CABLE RETAINERS	5/25
ECCO6060	60x60	CABLE RETAINERS	5/25
ECCO6080	60x80	CABLE RETAINERS	5/25
ECCO60100	60x100	CABLE RETAINERS	5/25
ECCO8040	80x40	CABLE RETAINERS	5/25
ECCO8060	80x60	CABLE RETAINERS	5/25
ECCO8080	80x80	CABLE RETAINERS	5/25
ECCO80100	80x100	CABLE RETAINERS	5/25
ECCO10040	100x40	CABLE RETAINERS	5/25
ECCO10060	100x60	CABLE RETAINERS	5/25
ECCO10080	100x80	CABLE RETAINERS	5/25
ECCO100100	100x100	CABLE RETAINERS	5/25
ECCO12040	120x40	CABLE RETAINERS	5/25
ECCO12060	120x60	CABLE RETAINERS	5/25
ECCO12080	120x80	CABLE RETAINERS	5/25

### Rails DIN EN 50022

ITEM	LENGHT m	DESCRIPTION TYPE	DIMENSIONS mm	PACKAGING PIECES
EC460	2	BLANK DIN RAIL	35x7,5x1	20
EC460F	2	PERFORATED DIN RAIL	35x7,5x1	20
EC46015	2	BLANK DIN RAIL	35x15x1,5	10

### Hand cutting machine for slotted trunkings

ITEM	DESCRIPTION	CUT DIMENSIONS mm	PACKAGING PIECES
ECADC	HAND CUTTING MACHINE	W = 125 - H = 120	1

The cutting machine consists of a manually operated blade through a lever that cuts channels, lids and the like of plastic material. Suitable for both types of channel A or S with wide or narrow pitch. Minimum width 25 mm, maximum 125 mm, maximum height 120 mm. The cutting machine must be firmly attached to an appropriate work table. Weight 7 Kg. Dimensions 1450x950x260 mm - Blade dimensions: 180x150x2 mm.



ECCO

EC460

ECADC





## ■ USABLE AREA OF THE SLOTTED TRUNKINGS SERIES A AND S

ITEM	DESCRIPTION	SECTION mm <sup>2</sup>	CABLE TYPE HO7-U/R/K mm <sup>2</sup>		
			1	1,5	2,5
ECA2525 - ECS2525	Slotted trunking with cover dim. 25x25 mm	480	46	34	24
ECA2540 - ECS2540	Slotted trunking with cover dim. 25x40 mm	760	72	54	38
ECA2560 - ECS2560	Slotted trunking with cover dim. 25x60 mm	1100	105	79	55
ECA2580 - ECS2580	Slotted trunking with cover dim. 25x80 mm	1520	145	109	76
ECA4025 - ECS4025	Slotted trunking with cover dim. 40x25 mm	752	72	54	38
ECA4040 - ECS4040	Slotted trunking with cover dim. 40x40 mm	1214	116	87	61
ECA4060 - ECS4060	Slotted trunking with cover dim. 40x60 mm	1950	186	139	98
ECA4080 - ECS4080	Slotted trunking with cover dim. 40x80 mm	2530	241	181	127
ECA40100 - ECS40100	Slotted trunking with cover dim. 40x100 mm	3110	296	222	156
ECA6040 - ECS6040	Slotted trunking with cover dim. 60x40 mm	1930	184	138	97
ECA6060 - ECS6060	Slotted trunking with cover dim. 60x60 mm	3046	290	218	152
ECA6080 - ECS6080	Slotted trunking with cover dim. 60x80 mm	4215	401	301	211
ECA60100 - ECS60100	Slotted trunking with cover dim. 60x100 mm	5332	508	381	267
ECA8040 - ECS8040	Slotted trunking with cover dim. 80x40 mm	2530	241	181	127
ECA8060 - ECS8060	Slotted trunking with cover dim. 80x60 mm	4202	400	300	210
ECA8080 - ECS8080	Slotted trunking with cover dim. 80x80 mm	5620	535	401	281
ECA80100 - ECS80100	Slotted trunking with cover dim. 80x100 mm	7064	673	505	353
ECA10040 - ECS10040	Slotted trunking with cover dim. 100x40 mm	3316	316	237	166
ECA10060 - ECS10060	Slotted trunking with cover dim. 100x60 mm	5236	499	374	262
ECA10080 - ECS10080	Slotted trunking with cover dim. 100x80 mm	7156	682	511	358
ECA100100 - ECS100100	Slotted trunking with cover dim. 100x100 mm	8980	855	641	449
ECA12040 - ECS12040	Slotted trunking with cover dim. 120x40 mm	4040	385	289	202
ECA12060 - ECS12060	Slotted trunking with cover dim. 120x60 mm	6340	604	453	317
ECA12080 - ECS12080	Slotted trunking with cover dim. 120x80 mm	8640	823	617	432